

Socioeconomic Integration Pilot Program SIPP Grant

**Community School
District 1 received a
\$1.25 million grant!**

Please join us to see how the grant work groups are
progressing on their work for District 1!

Date: Tuesday, March 29, 2016

Time: 6:00-8:00 pm

Location: PS 20 auditorium (166 Essex Street)

Hear reports from the grant work groups:

- ⇒ P.S. 15
- ⇒ Family Resource Center
- ⇒ Socioeconomic Integration
- ⇒ Monitoring and Evaluation



Reports will address:

- ⇒ Revised timeline
- ⇒ Completed activities
- ⇒ Resources & supports
- ⇒ Next steps
- ⇒ *How you can be a part of the upcoming activities!*

Refreshments and **FREE**
childcare will be provided

Agenda:

- ▶ 6:00-6:10 pm Overview of SIPP Grant
- ▶ 6:10-6:25 pm P.S. 15 Enrichment work group
- ▶ 6:25-6:40 pm Family Resource Center (FRC) work group
- ▶ 6:40-6:55 pm Socio-economic Integration (SEI) work group
- ▶ 6:55-7:10 pm Q & A
- ▶ 7:10-7:40 pm Room 120- PS 15
Room 122- FRC
Room 124- SEI

December 30, 2014

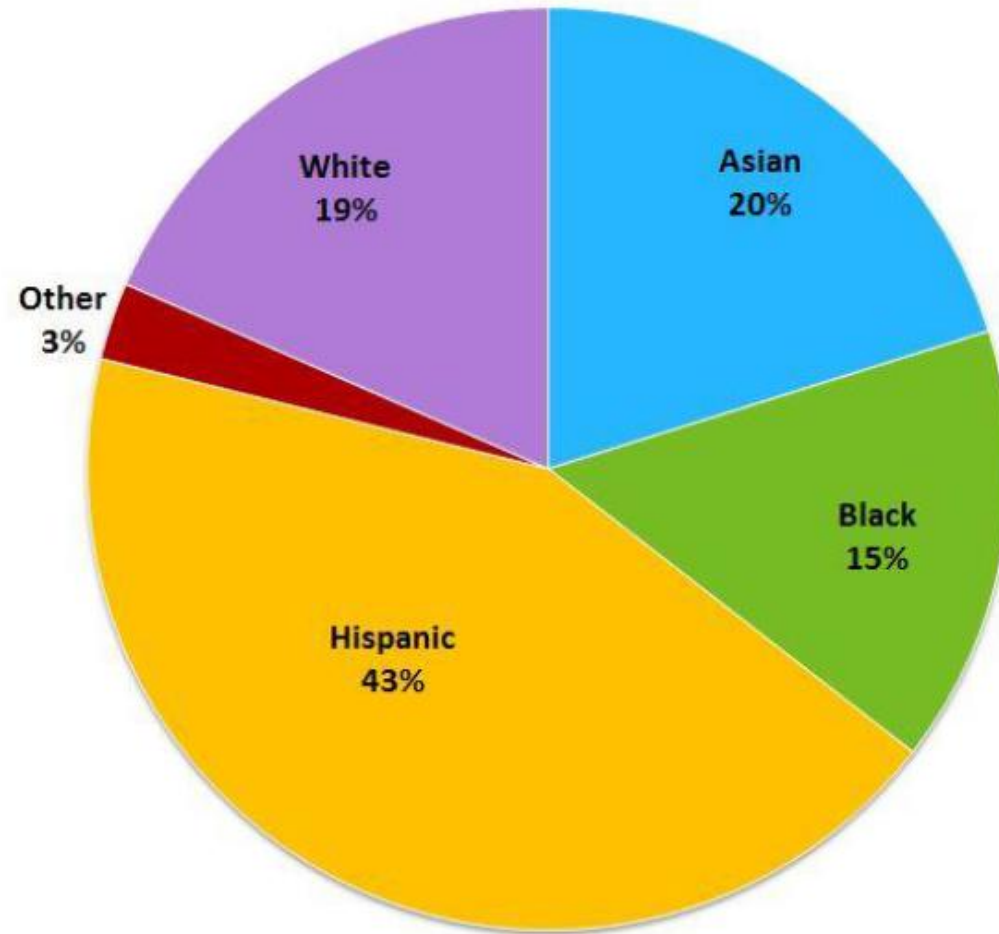
▶ NYS Board of Regents Chancellor Merryl H. Tisch:

“Sixty years after the Supreme Court’s decision in Brown vs. Board of Education, far too many of our students remain trapped in lower-performing schools as a result of their socioeconomic status.”

▶ NYS Education Commissioner John B. King:

“These grants will help reduce socioeconomic isolation in New York’s schools by giving districts support to pilot innovative programs to increase school diversity while improving student achievement.”

District 1 Demographics K-8th Grade, 2014-2015




From Local Law 59 School Diversity Accountability Act at <http://schools.nyc.gov/community/city/publicaffairs/KeyDocuments/default.htm>. "Black" and "Hispanic" are the terms used in this data set.

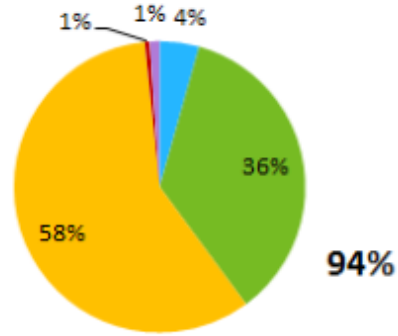
Predominantly Black and Hispanic Students

Average % Served by 25 D1 Schools: 69%¹

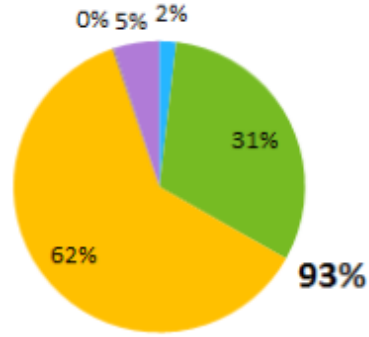
Black 

Hispanic 

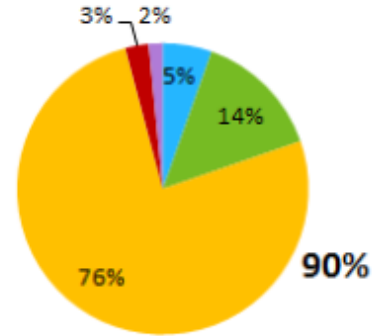
P.S. 015 Roberto Clemente



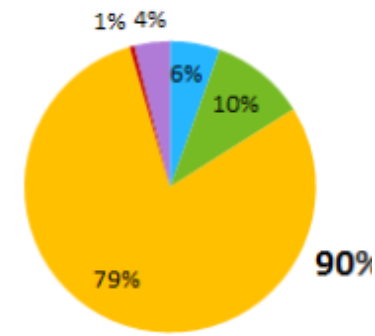
P.S. 188 The Island School



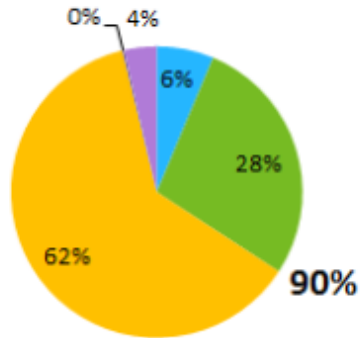
P.S. 142 Amalia Castro



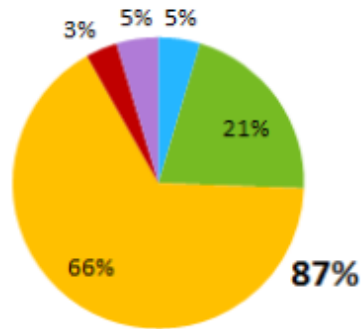
P.S. 140 Nathan Straus



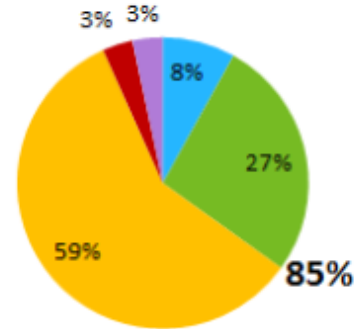
P.S. 034 FDR



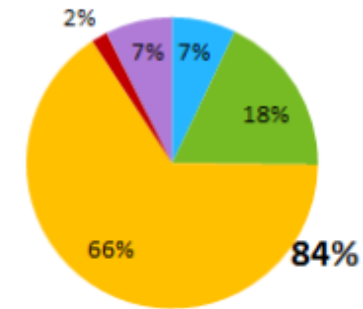
UNMS



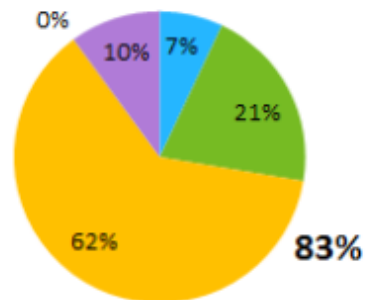
TASS



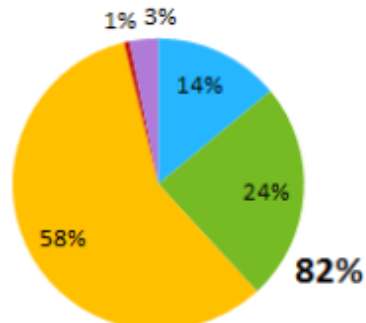
P.S. 064 Robert Simon



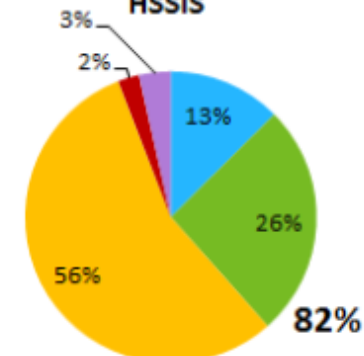
P.S. 63 STAR Academy



P.S. 137 John L. Bernstein



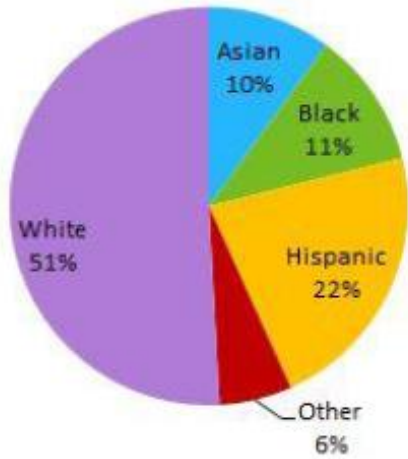
HSSIS



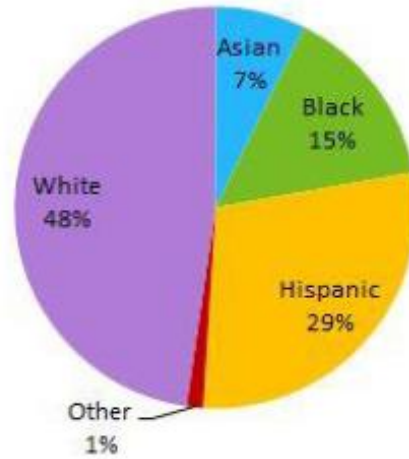
1. Calculated as the average of *proportion of Black students enrolled* + the average of *proportion of Hispanic students enrolled* at 25 D1 Pre-K-8 schools. From 2014-2015: Annual Enrollment Snapshots at <http://schools.nyc.gov/Accountability/data/default.htm>. "Black" and "Hispanic" are the terms used by the NYC DOE in this data set.

Higher Percentage of White Students¹ than District 1 K-8 Average of 19%

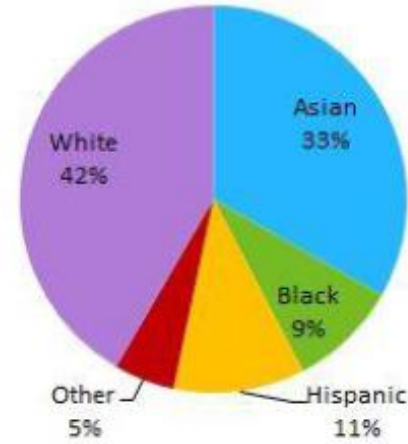
EVCS



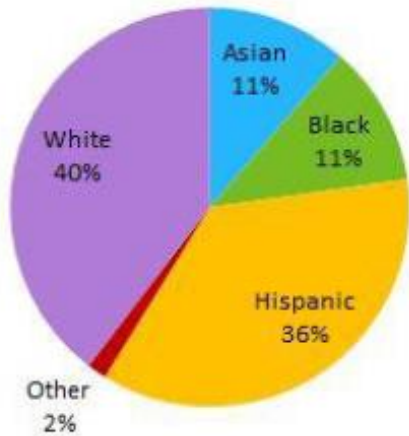
Neighborhood School



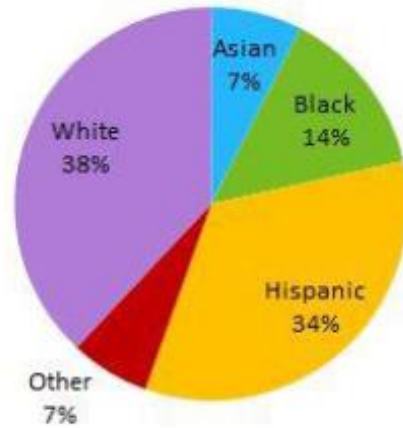
NEST+m



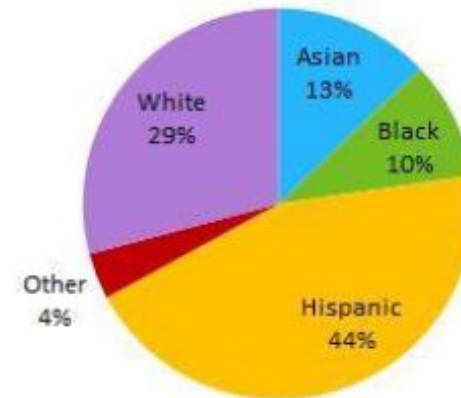
Children's Workshop School



Earth School



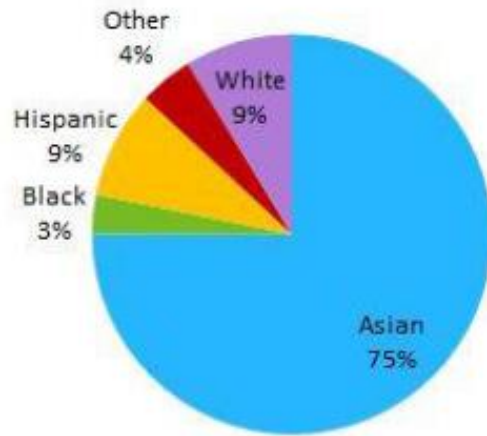
P.S. 110 Florence Nightingale



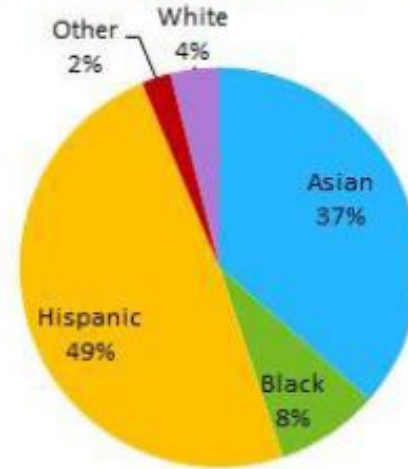
1. From 2014-2015: Annual Enrollment Snapshots at <http://schools.nyc.gov/Accountability/data/default.htm>

Higher Percentage of Asian Students¹ than District 1 K-8 Average of 20%

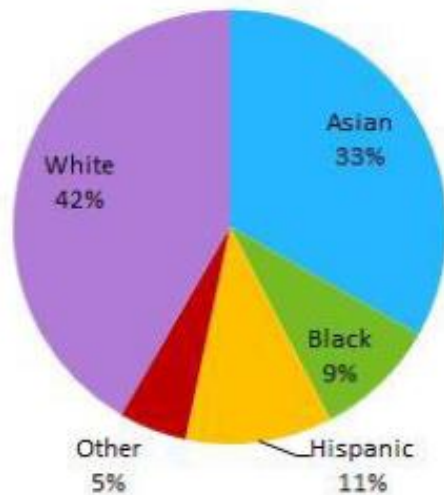
P.S. 184m Shuang Wen



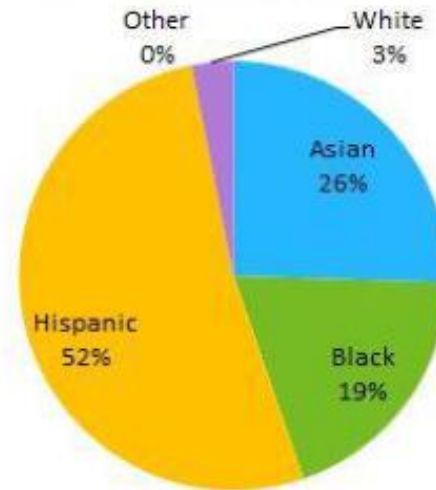
P.S. 020 Anna Silver



NEST+m

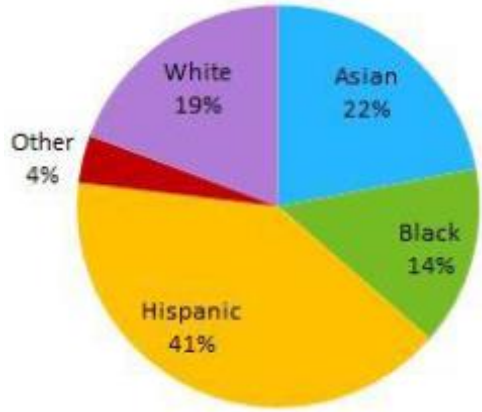


P.S. 134 Henrietta Szold

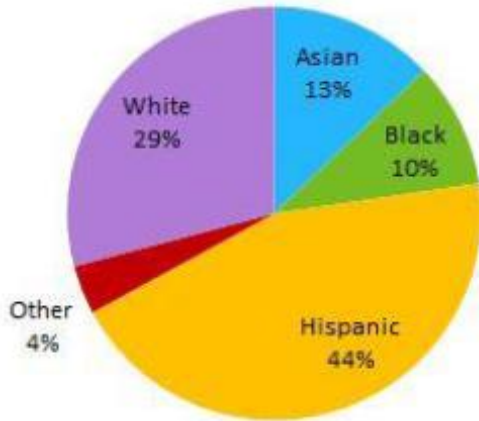


1. From 2014-2015: Annual Enrollment Snapshots at <http://schools.nyc.gov/Accountability/data/default.htm>

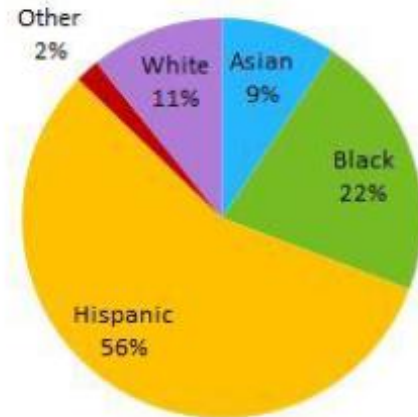
Tompkins Square Middle School



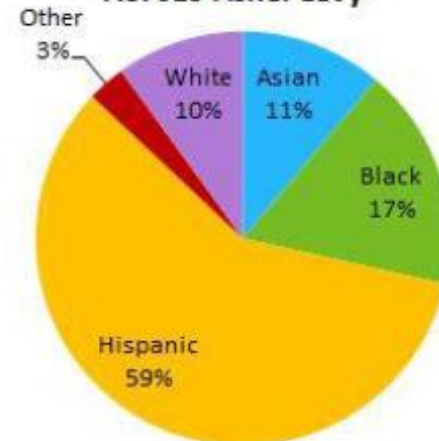
P.S. 110 Florence Nightingale



East Side Community School

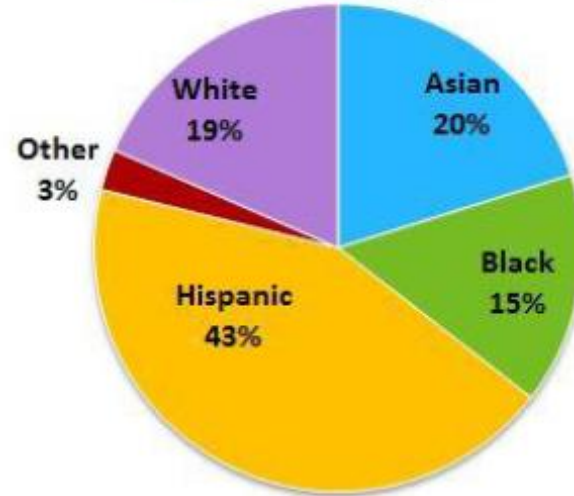


P.S. 019 Asher Levy



Demographic Distribution Approximates District Average

District 1 Demographics



From 2014-2015: Local Law 59 School Diversity Accountability Act at <http://schools.nyc.gov/community/city/publicaffairs/KeyDocuments/default.htm>.
Data for individual schools from Annual Enrollment Snapshots at <http://schools.nyc.gov/Accountability/data/default.htm>

Socioeconomic Integration Pilot Program SIPP Grant

- ▶ 3 year \$1.25 million grant 2015-2018
- ▶ Planning Team reports monthly at DLT meetings
- ▶ 6-month planning period shifted from March-August 2015 → October 2015-April 2016
- ▶ 4 work groups
 - ▶ P.S. 15 Enrichment
 - ▶ Family Resource Center
 - ▶ Socioeconomic Integration
 - ▶ Program Monitoring and Evaluation
- ▶ Kick-off at CEC meeting on September 16, 2015
- ▶ Budget access in January 2016

SIPP Budget

Resource	Details
Michael Alves Consulting \$14,125.00	<ul style="list-style-type: none">• Education consultant, Michael Alves, helped to write the grant proposal, participated in community engagement process and attended early work group meetings to share expertise.
Food \$1,673.77	<ul style="list-style-type: none">• Dinner is provided during work group meetings that occur during the evening hours.
Childcare \$1,187.34	<ul style="list-style-type: none">• Childcare is provided during work group meetings so that parents have the opportunity to be a part of the meetings.
Outreach Flyers \$1,064.00	<ul style="list-style-type: none">• Hard copy of flyers were printed and sent home to spread the word and invite all District 1 families to hear update on work groups progress